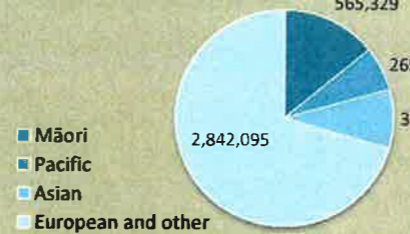


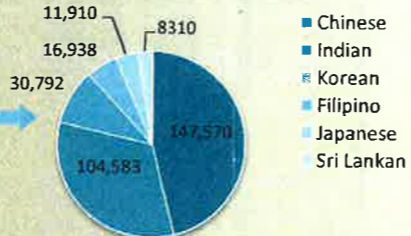
A snapshot of ethnic communities

- People can choose to identify with more than one ethnic group
- The number of people born overseas now living in New Zealand continues to increase, from 17% in 1996 to 23% in 2006

Total population (2006)



Top six Asian population groups



MELAA groups



Source: Statistics NZ, (2006 Census)

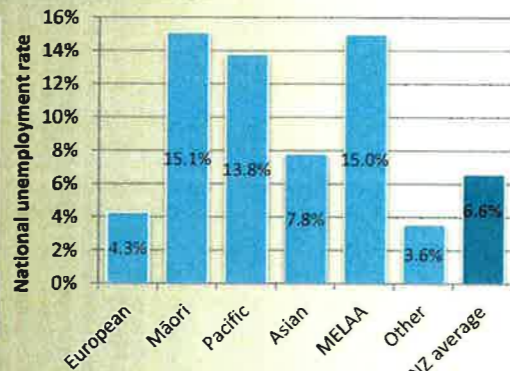
Projected population in 2026



Source: Statistics NZ, (2009-base, series 6, ethnicity projections)

Unemployment is high in many non-European groups

- Overall unemployment in some groups remains high
- Unemployment in the MELAA category increased from 11.1% to 15.0% in 2011
- 7.5% more people identifying as Asian were employed during 2011



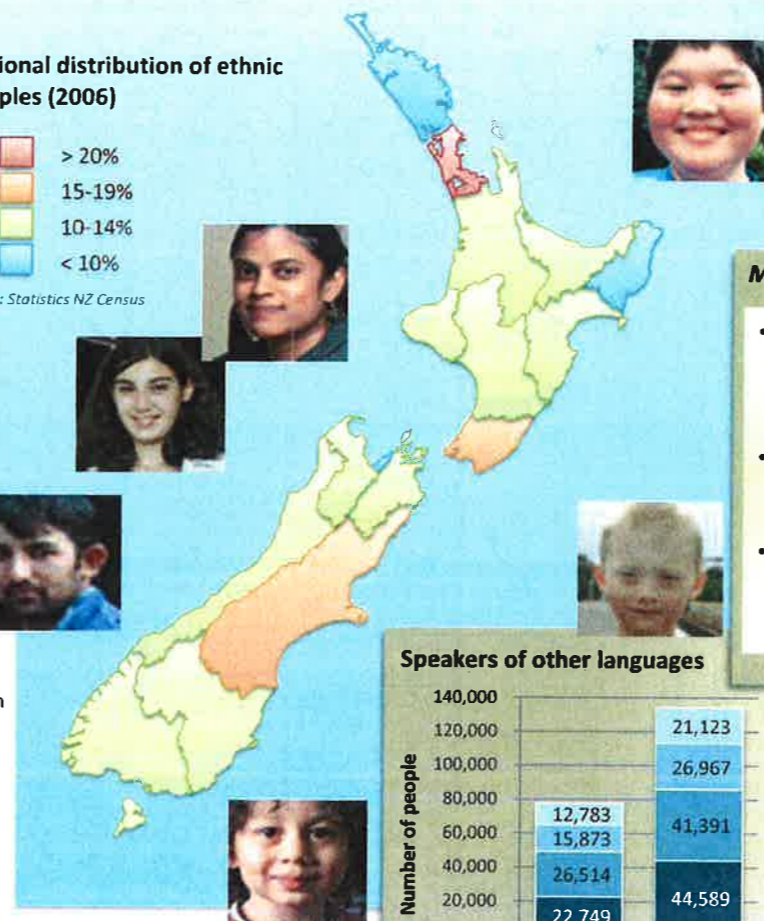
MELAA = Middle Eastern, Latin American, African

Source: Statistics NZ (HLFS September 2011 quarter)

Regional distribution of ethnic peoples (2006)

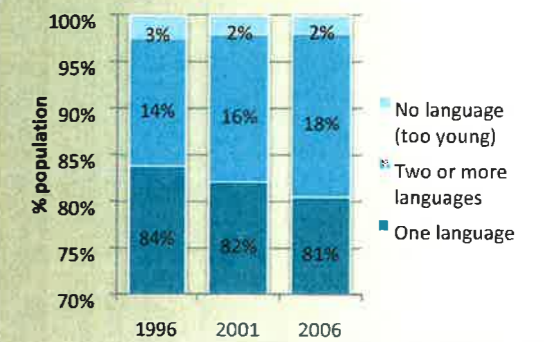


Source: Statistics NZ Census



More people are speaking more languages

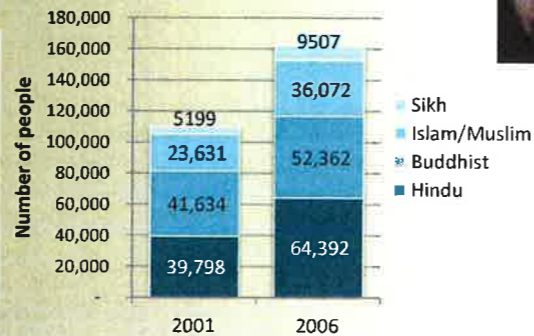
- The Auckland region has the highest proportion of people able to speak two or more languages (27%)
- Overseas-born residents are more likely to speak two or more languages
- In 2006, 1476 people could speak six or more languages



Source: Statistics NZ (2006 Census)

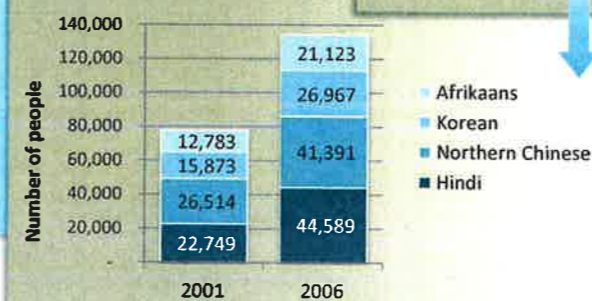
Religious diversity continues to grow

- Non-Christian religions continue to grow
- Almost half the people affiliating with Hindu and Muslim religions arrived in New Zealand less than five years ago



Source: Statistics NZ (2006 Census)

Speakers of other languages



Source: Statistics NZ (2006 Census)